

# Save water



# WARM UP

1) BRAINSTORMING: IN OUR DAILY ACTIVITIES, WHAT DO WE USE WATER FOR?

WE USE WATER TO:

- BRUSH/CLEAN OUR TEETH
- WASH OUR FACE
- HAVE A SHOWER/HAVE A BATH
- FLUSH THE TOILET
- DRINK
- COOK
- WASH THE DISHES
- WASH OUR CLOTHES
- CLEAN THE HOUSE
- WATER THE GARDEN
- WASH THE CAR

THE STUDENTS MAKE A POSTER TO REPRESENT THE DIFFERENT USES OF WATER IN EVERYDAY ACTIVITIES (group work)





2) TO PRACTISE THE VOCABULARY LEARNT, STUDENTS PLAY A GAME:  
DAILY ACTIVITIES WITH WATER BINGO





3) WATER CONSUMPTION: HOW MUCH WATER DO WE USE IN OUR DAILY ACTIVITIES?

STUDENTS ANSWER A QUIZ ABOUT WATER CONSUMPTION IN DAILY ACTIVITIES.



4) WATER DIARY: THE STUDENTS FILL IN A WEEKLY DIARY WHERE THEY MARK THEIR WATER CONSUMPTION.







# LEARNING BY DOING

1. THE STUDENTS REFLECT ON THE RESULTS OF THEIR DIARIES
2. THEY COMPARE THEIR DATA WITH THOSE OF THE LINK [www.focus.it/ambiente/ecologia/quantilitri-di-acqua-al-giorno-ci-servono](http://www.focus.it/ambiente/ecologia/quantilitri-di-acqua-al-giorno-ci-servono)
3. STUDENTS WATCH A VIDEO  
<https://youtu.be/iRGZOCaD9sQ>

## 4. STUDENTS CREATE A POSTER WITH TIPS TO SAVE WATER



# WAYS TO SAVE WATER





5. DEBATE BOTTLED VS TAP WATER

6. VIDEO ON PLASTIC IN THE OCEAN



[https://www.youtube.com/watch?v=ju\\_2NuK5O-E](https://www.youtube.com/watch?v=ju_2NuK5O-E)

7. REFLECTIONS

# LEARNING BY PLAYING

8. CROSSWORD PUZZLE CREATED BY STUDENTS WITH KEYWORDS OF THE ACTIVITY (the definitions are in French and the words are in English)

Word	Clue
Afric	le continent le plus pauvre en eau
Plastic	il est de plus en plus présent dans la mer
Pollution	il est provoqué par les usines et les voitures
tapwater	l'eau du robinet
Ocean	Il s'agit d'une mer immense
ice	glace en français
drink	l'action qu'on fait quand on a soif
washingmachine	je l'utilise pour faire la linge
haveashower	prendre une douche
twolitres	combien d'eau on doit boire par jour
oil	ressource naturelle qui va disparaître
water	<u>eau en anglais</u>



# FINAL PRODUCT

The students make a promo video that is shown to the other classes of the school on the twenty-first March .Together with the video, they also play a game with the classes: a quiz with multiple choice answers about green habits. The students who answer correctly will receive a gadget on the twenty-second March, International Water Day. On this day, all the school is invited to wear a light blue T-shirt.

